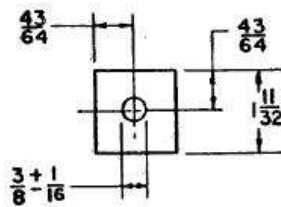
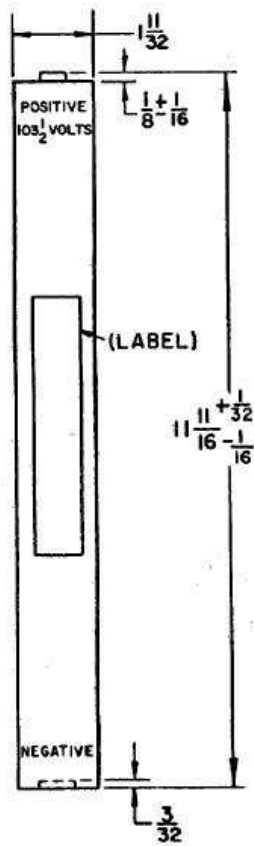


# la pile BA38 la spécification US

## MILITARY SPECIFICATION SHEET BATTERY, DRY, BA-38

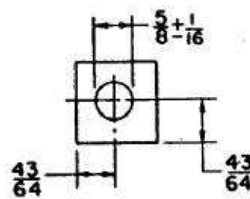
This specification is approved for use by all Departments and Agencies of the Department of Defense.

The complete requirements for procuring the dry battery described herein shall consist of this document and the latest issue of Specification MIL-B-18.



TOP VIEW

INCHES	MM
1/32	.79
1/16	1.59
3/32	2.38
1/8	3.18
3/8	9.53
5/8	15.88
43/64	17.07
1 11/32	34.13
1 11/16	296.86



BOTTOM VIEW

Ⓓ denotes changes

NOTES:

1. All dimensions shown on figure are in inches. Unless otherwise specified, tolerance is  $\pm 1/32$  inch.
2. Metric equivalents specified in table are for general information only and are based upon 1 inch = 25.4 millimeters.

REQUIREMENTS:

Dimensions and configuration: See figure.

Nominal voltage: 103.5 volts.

Usual number and type of cells: 69 "N" cells.

Usual cell connection: Series.

Terminals: Flat surface

Weight (Maximum): 1 pound, 10 ounces.

- Ⓓ Capacity tests: When the battery is tested in accordance with the methods of examination and test of this Specification, the minimum capacity-test requirements shall be not less than the minimum time specified for SLD or SLT.
- Ⓓ First Article inspection:
  - Visual and mechanical (External).
  - Battery voltage.
  - Vibration test.
  - Mechanical-shock test per MIL-STD-202, method 213, test condition I.
  - Insulation resistance test per MIL-STD-202, method 302, test condition Letter B, tolerance  $\pm 20$  volts.
  - Capacity, D (without storage).
  - Jacket integrity test.
- Ⓓ Quality conformance inspection:
  - Visual and mechanical (External).
  - Battery voltage.
  - Insulation-resistance test per MIL-STD-202, method 302, test condition Letter B, tolerance  $\pm 20$  volts.
  - Vibration test.
  - Mechanical-shock test per MIL-STD-202, method 213, test condition I.
  - Jacket integrity test.
  - Electrode leakage.
  - Capacity, D & T.

MIL-B-18/160

Methods of examination and test:

Capacity tests: See requirements for capacity specified herein.

Storage -	<u>Test</u>	<u>Period</u>
	D	9 months
T	90 days	

Discharge - The battery shall be discharged through 3,000 ohms for 2 minutes, then through 8,000 ohms for 4 minutes. This cycle shall be repeated continuously to a test-end voltage of 65.0 volts.

Closed circuit voltage - Use TS-183( )/U test per special marking or, with minimum permissible voltage as specified for TS-183( )/U, use a load resistance value of 3,053 ohms.

Special marking on each unit package:

TO TEST THIS BATTERY WITH TS-183 ( )/U:	
USE JACK NO.	MINIMUM PERMISSIBLE VOLTAGE
25	95.2

Unless expressly authorized, this test information shall apply to Army and Air Force applications only.

Custodian:  
Army - ER  
Navy - SH  
Air Force - 99

Preparing activity:  
Army - ER

Review activities:  
Army - MI

Project Number: (6135-0155-12)

User activities:  
Army - ME  
Navy - YD, MC